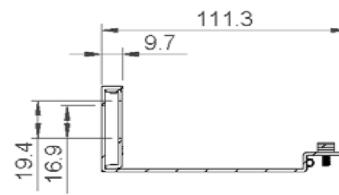
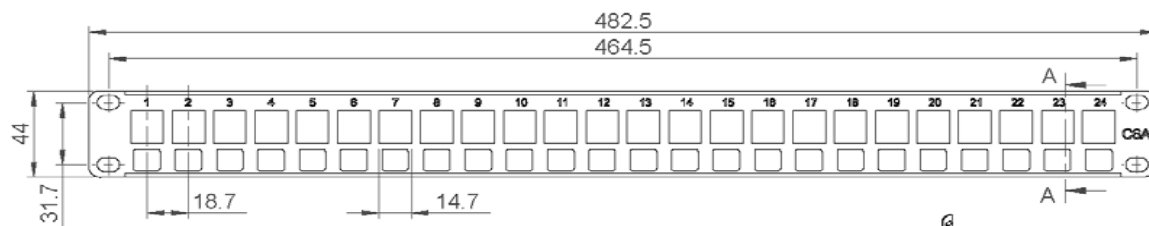
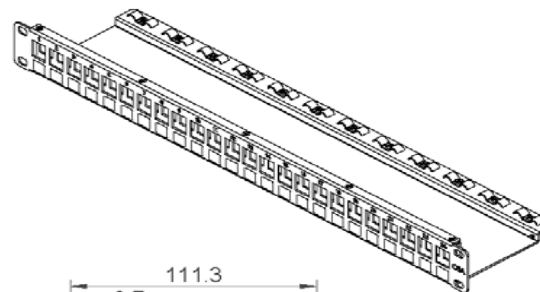
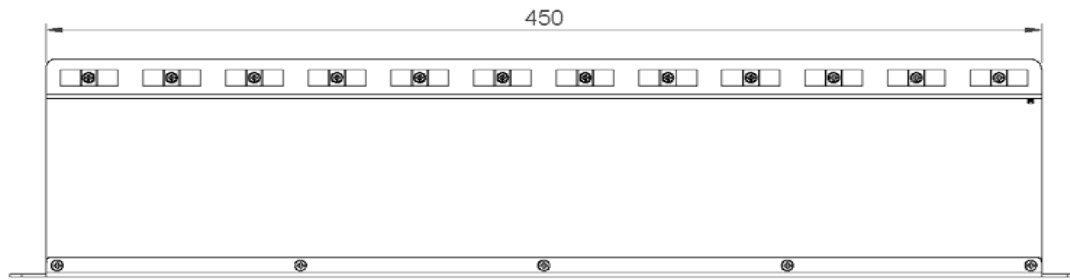
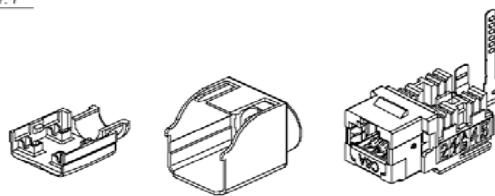


THE INFORMATION CONTAINED IN THIS DRAWING IS THE SOLE PROPERTY OF L-COM, INC. ANY REPRODUCTION IN PART OR WHOLE WITHOUT THE WRITTEN PERMISSION OF L-COM, INC. IS PROHIBITED.

REVISIONS			
REV	DESCRIPTION	DATE	APPROVED
A	INITIAL RELEASE	5/24/11	D.FRISIELLO



SECTION A-A



Cat 6A

56Y4
E145249

ACCORDING TO ANSI/TIA-568-C.2
REQUIREMENTS
C6A CHANNEL COMPLIANT



ENCLOSURE

IDC CAP X 24 PCS
REAR COVER X 24PCS
KEYSTONE JACK X 24 PCS
INSTRUCTION X 1 PC



ETL Verified Channel to ANSI/TIA-568-B.2-10 Category 6A
Tested for all transmission parameters also including
PSANEXT and PSAACRF Measurements.
Certificate no : 3154740CRT-004d

MATERIAL

PANEL : SPCC BLACK POWDER PAINTING COAT FINISH.
BRACKET : SUS304.
KEYSTONE JACK HOUSING : ZINC ALLOYS ZAMAC 3.
SPRING WIRE : PHOSPHOR BRONZE 5100W TEMPER WIRE, $\phi=0.45\text{MM}$, 50U* GOLD OVER 100U* NICKEL UNDERCOAT.
CONTACT HOLDER : ABS HIGH-IMPACT UL94V-0 THERMOPLASTIC.
IDC PLASTIC : POLYCARBONATE RESIN HIGH-IMPACT UL94V-0 THERMOPLASTIC.
IDC CONTACT : PHOSPHOR BRONZE C5181R-H, T=0.4MM, 200U* TIN OVER 50U* NICKEL UNDERCOAT.

PHYSICAL CHARACTERISTICS

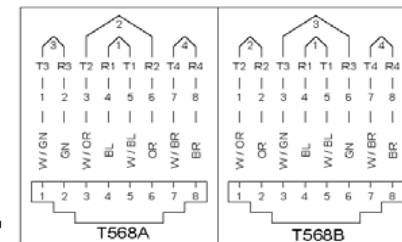
INSERTION LIFE : 750 MATING CYCLES WITH FCC COMPLIANT RJ-45 PLUG.
CONTACT FORCE : 100 GRAMS WITH FCC COMPLIANT RJ-45 PLUG.
PLUG RETENTION FORCE : 11 LBF MIN.
DURABILITY : 200 TERMINATION CYCLES.
CONTACT COMPATIBILITY : ACCOMMODATES 22 TO 24 AWG SOLID.
OPERATING TEMPERATURE RANGE : -10°C TO 60°C.
STORAGE TEMPERATURE RANGE : -40°C TO 68°C.
HUMIDITY : 10%~90%RH.

ELECTRICAL

INSULATION RESISTANCE : 500 M Ω .
DIELECTRIC WITHSTANDING VOLTAGE : 1000 V.
DC CURRENT RATING : 1.5 Amps.
DC RESISTANCE : 0.1 Ω .
CONTACT RESISTANCE : 20m Ω .

NOTE

DO NOT INSERT RJ-11 6P PLUG.



RoHS Compliant ✓

UNLESS OTHERWISE SPECIFIED, DIMENSIONS ARE IN MM	APPROVALS	DATE		45 BEECHWOOD DRIVE NORTH ANDOVER, MA 01845		
	DRAWN BY D.FRISIELLO	5/24/11				
PROJECTION 	CHECKED BY M.MARTINEZ	5/24/11	CATEGORY RACK PANELS			
	APPROVED BY M.MARTINEZ	5/24/11	PRODUCT DESCRIPTION 1.75"X19"PNL CAT6A 24PT SHLD			
CONFIGURATION DETAILS OF UNDIMENSIONED FEATURES MAY VARY		COLOR VARIATIONS MAY OCCUR	SIZE A	FSCM NO. 43321	DWG. NO. DCP110C6A-24S	REV. A
SCALE: NONE			CAD FILE: DCP110C6A-24S.SLDDRW	SHEET 1 OF 1		