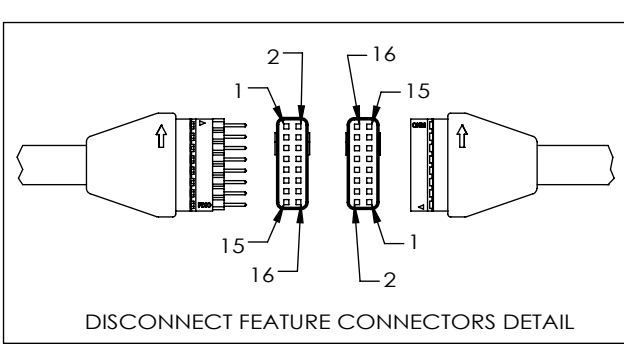
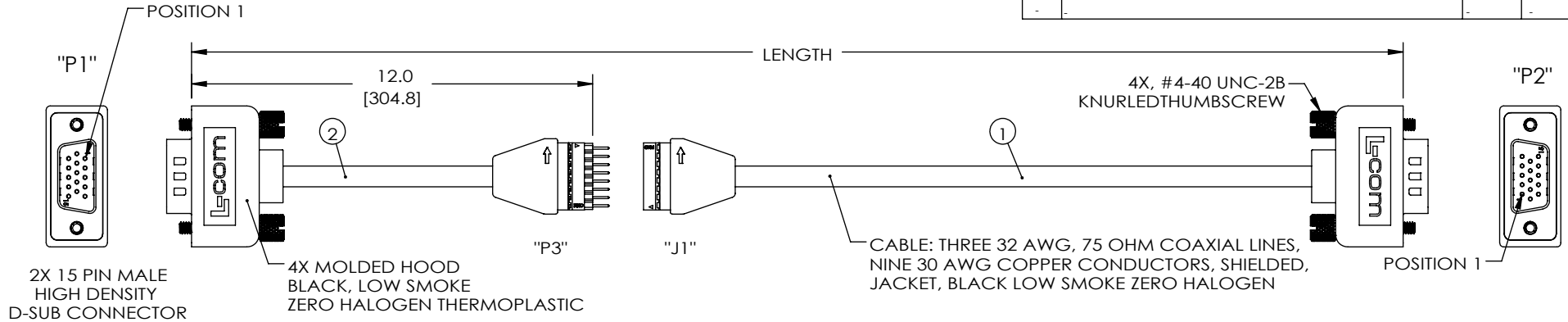


THE INFORMATION CONTAINED IN THIS DRAWING IS THE SOLE PROPERTY OF L-COM, INC. ANY REPRODUCTION IN PART OR WHOLE WITHOUT THE WRITTEN PERMISSION OF L-COM, INC. IS PROHIBITED.

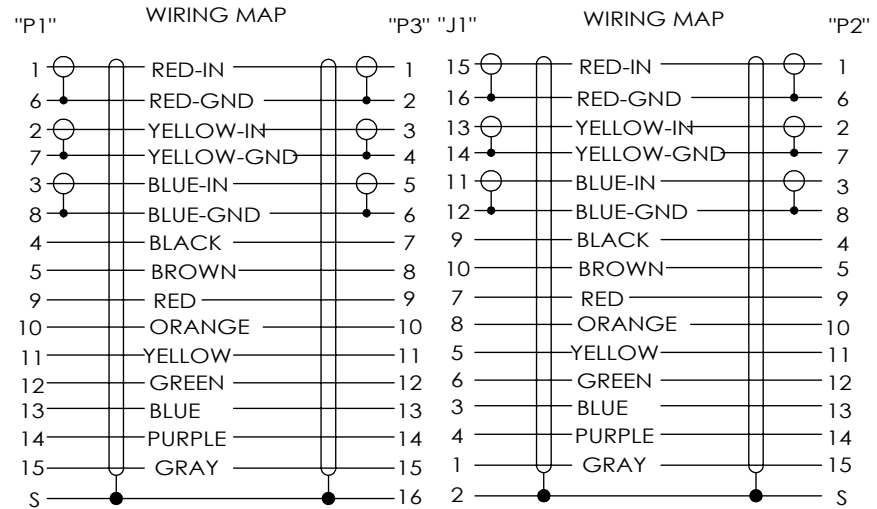
**REGULATORY COMPLIANCE:**  
CE2011/65/EU (RoHS DIRECTIVE)

REVISIONS			
REV	DESCRIPTION	DATE	APPROVED
E	ECN 3859: SHRINK SLEEVE 2.40 WAS 2.0	2/23/09	D. CASTRO
F	ECN 8530: CHANGED GREEN COAX TO YELLOW COAX, NEW FORMAT	10/26/2014	B.ZHANG
-	-	-	-
-	-	-	-

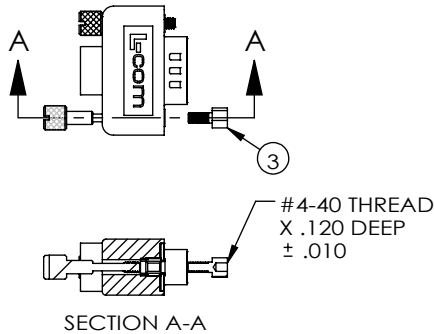


KIT DETAIL		
ITEM NO	QTY.	DESCRIPTION
1	1	MAIN RUN CABLE
2	1	INTERFACE CABLE
3	4	HEX SCREWLOCK
4	1	SHRINK TUBING: $\varnothing$ .75 X 2.40 LONG, NON-ADHESIVE 2:1 SHRINK RATIO, COLOR BLACK (NOT SHOWN)

PART NUMBER	LENGTH FEET [METERS]
CTLB3VGAMM-15TZ	15 [4.57]
CTLB3VGAMM-20TZ	20 [6.10]
CTLB3VGAMM-25TZ	25 [7.62]
CTLB3VGAMM-50TZ	50 [15.24]
CTLB3VGAMM-75TZ	75 [22.86]



**NOTES:**  
SHRINK TUBING TO BE PLACED ON CABLE (BY CUSTOMER) PRIOR TO ASSEMBLY, AFTER ASSEMBLY, SLIDE TUBING OVER CONNECTION AND SHRINK.  
ITEM 3 PACKAGED WITH CABLE ASSEMBLY (NOT INSTALLED ON CABLE).  
CABLE ASSEMBLIES SHALL BE TESTED FOR CONTINUITY.  
CABLE ASSEMBLIES SHALL BE INDIVIDUALLY PACKAGED IN A POLYBAG.



CABLES ARE SHIPPED WITH THUMBSCREWS INSTALLED AND FOUR HEX SCREWLOCKS FOR OPTIONAL USE. THUMBSCREWS MAY BE REMOVED EASILY AND THE HEX SCREWLOCKS MOUNTED IN THE CAPTIVE NUTS OF THE CONNECTOR.

UNLESS OTHERWISE SPECIFIED, DIMENSIONS ARE IN INCHES [mm] OVERALL CABLE LENGTH TOLERANCE: $\leq 12$ [305] = +1 [25] / -0 $>12$ [305] $\leq 60$ [1524] = +2 [51] / -0 $>60$ [1524] $\leq 120$ [3048] = +4 [102] / -0 $>120$ [3048] $\leq 300$ [7620] = +6 [152] / -0 $>300$ [7620] = +5% / -0% ALL OTHER DIMENSIONAL TOLERANCES: .X = ± .2 [5.08] .XX = ± .02 [5.1] .XXX = ± .005 [1.3]	APPROVALS DRAWN BY D. PARHAM CHECKED BY M.LAHEY APPROVED BY C.MCCORMICK	DATE 07/14/2005 08/10/2005 08/10/2005	50 HIGH STREET NORTH ANDOVER, MA 01845	
	CONFIGURATION DETAILS OF UNDIMENSIONED FEATURES MAY VARY			CATEGORY <b>AUDIO/VIDEO</b>
	PROJECTION 	COLOR VARIATIONS MAY OCCUR	SIZE <b>A</b>	FSCM NO. <b>43321</b>
	DWG. NO. <b>CTLB3VGAMM-TZ</b>		REV. <b>F</b>	SCALE: NONE CAD FILE: CTLB3VGAMM-TZ.SLDDRW SHEET 1 OF 1