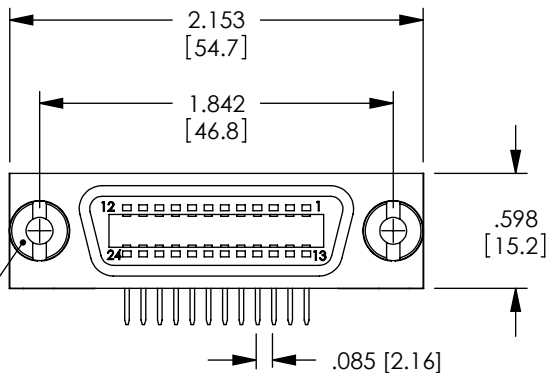
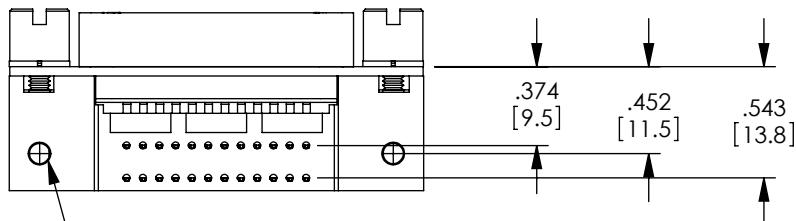
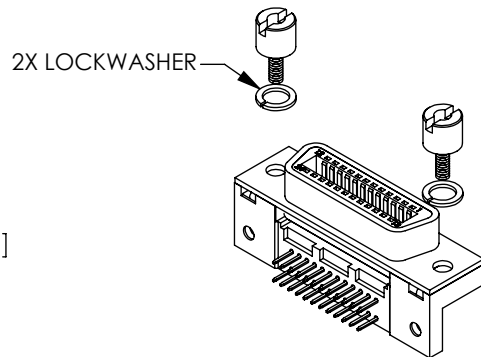
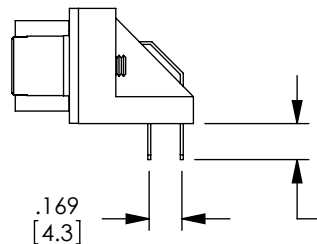


THE INFORMATION CONTAINED IN THIS DRAWING IS THE SOLE PROPERTY OF L-COM, INC. ANY REPRODUCTION IN PART OR WHOLE WITHOUT THE WRITTEN PERMISSION OF L-COM, INC. IS PROHIBITED.

REVISIONS			
REV	DESCRIPTION	DATE	APPROVED
E	ECN 5738: ADDED RoHS STAMP AND NOTE 6	9/27/11	D. CASTRO
-	-	-	-
-	-	-	-
-	-	-	-

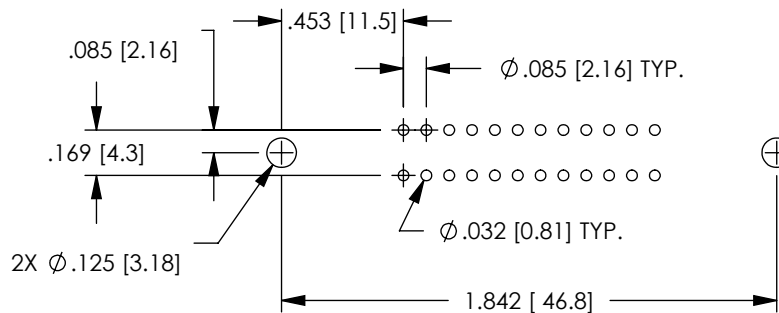


2X ISO M3.5X0.6 SCREWLOCK



2X 4-40 TAPPED THRU HOLE

RECOMMENDED PCB HOLE LAYOUT



NOTES:

- MATERIALS:
SHELL: STEEL
CONTACTS: PHOSPHOR BRONZE
INSULATOR: BLUE POLYBUTYLENE TEREPHTHALATE (PBT)
U.L. 94V-0 RATED
- FINISHES:
CONTACTS: GOLD PLATED
TERMINALS: TINNED
SHELL: NICKEL PLATED
SCREWLOCKS: BLACK OXIDE
- SUPPLIED WITH HARDWARE ASSEMBLED.
- TYPICAL OPERATING VOLTAGE IS 30 VOLTS.
- MAXIMUM VOLTAGE RATING IS 500 VOLTS.
- COMPONENT SHALL BE INDIVIDUALLY PACKAGED IN ACCORDANCE WITH L-COM SPEC. PS-0031.



RoHS Compliant

UNLESS OTHERWISE SPECIFIED, DIMENSIONS ARE IN INCHES [mm] DIMENSIONAL TOLERANCES: .X = ±.1 .XX = ±.01 .XXX = ±.005 ANGULAR TOLERANCES: ALL = ± 1° PROJECTION 	APPROVALS DRAWN BY T CLARK CHECKED BY D PARHAM APPROVED BY C MCCORMICK	DATE 10/24/01 10/25/01 10/25/01	 45 BEECHWOOD DRIVE NORTH ANDOVER, MA 01845	
	CATEGORY IEEE-488		PRODUCT DESCRIPTION IEEE-488 SOCKET, RT. ANGLE PC TERMINALS	
	COLOR VARIATIONS MAY OCCUR		SIZE A	FSCM NO. 43321
	SCALE: NONE		CAD FILE: CIB24SRA.SLDDRW	SHEET 1 OF 1