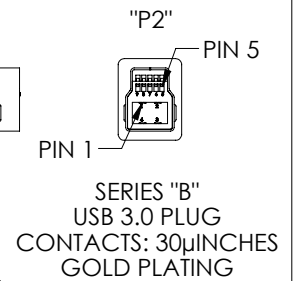
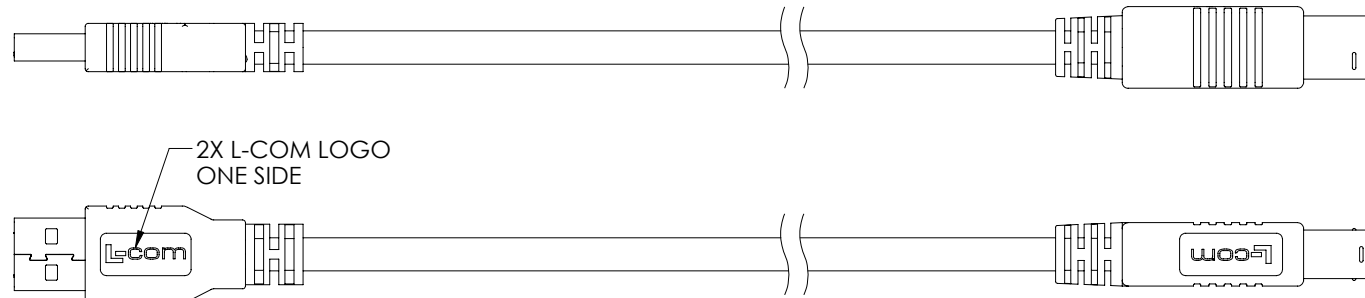
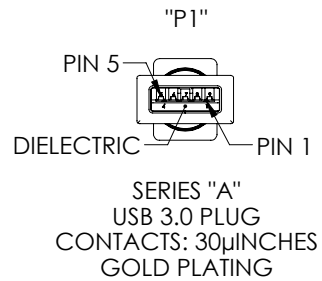
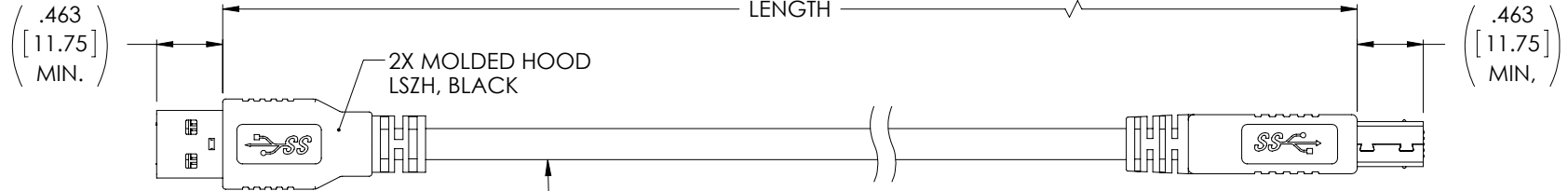


THE INFORMATION CONTAINED IN THIS DRAWING IS THE SOLE PROPERTY OF L-COM, INC. ANY REPRODUCTION IN PART OR WHOLE WITHOUT THE WRITTEN PERMISSION OF L-COM, INC. IS PROHIBITED.

REVISIONS			
REV	DESCRIPTION	DATE	APPROVED
A	INITIAL RELEASE	11/12/13	D.GRIFFIN



"P1"	WIRING MAP	"P2"
1	RED	1
2	WHITE	2
3	GREEN	3
4	BLACK	4
5	BLUE	5
6	YELLOW	6
7	DRAIN WIRE	7
8	PURPLE	8
9	ORANGE	9
SHELL	BRAID	SHELL

MODEL NUMBER	LENGTH METERS [FEET]
CAU3ZAB-03M	0.3 [.98]
CAU3ZAB-05M	0.5 [1.64]
CAU3ZAB-1M	1.0 [3.28]
CAU3ZAB-2M	2.0 [6.56]
CAU3ZAB-3M	3.0 [9.84]
CAU3ZAB-5M	5.0 [16.41]

#### NOTES:

1. CABLE ASSEMBLY SHALL BE TESTED FOR CONTINUITY.
2. CABLE ASSEMBLY SHALL HAVE 360° SHIELD TERMINATION.
3. CABLE ASSEMBLY MUST MEET USB 3.0 REQUIREMENTS.
4. CABLE ASSEMBLY SHALL BE INDIVIDUALLY PACKAGED IN ACCORDANCE WITH L-COM SPECIFICATION PS-0031.

**REGULATORY COMPLIANCE:**  
CE2011/65/EU(RoHS DIRECTIVE)

UNLESS OTHERWISE SPECIFIED, DIMENSIONS ARE IN INCHES [mm] OVERALL CABLE LENGTH TOLERANCE: ≤12 [305] = +1 [25] / -0 >12 [305] ≤60 [1524] = +2 [51] / -0 >60 [1524] ≤120 [3048] = +4 [102] / -0 >120 [3048] ≤300 [7620] = +6 [152] / -0 >300 [7620] = +5% / -0% ALL OTHER DIMENSIONAL TOLERANCES: .X = ±.2 [5.08] .XX = ±.02 [51] .XXX = ±.005 [13] PROJECTION 	APPROVALS DRAWN BY D. DESJARDIN CHECKED BY D. PARHAM APPROVED BY S. SMITH	DATE 8/22/13 9/4/13 9/25/13	 45 BEECHWOOD DRIVE NORTH ANDOVER, MA 01845 CATEGORY USB PRODUCT DESCRIPTION CBL USB 3.0 A/B LSZH
	CONFIGURATION DETAILS OF UNDIMENSIONED FEATURES MAY VARY	COLOR VARIATIONS MAY OCCUR	
	SIZE <b>A</b>	FSCM NO. <b>43321</b>	
	SCALE: NONE	CAD FILE: CAU3ZAB.SLDDRW	
DWG. NO. CAU3ZAB		REV. <b>A</b>	SHEET 1 OF 1