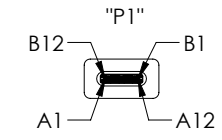
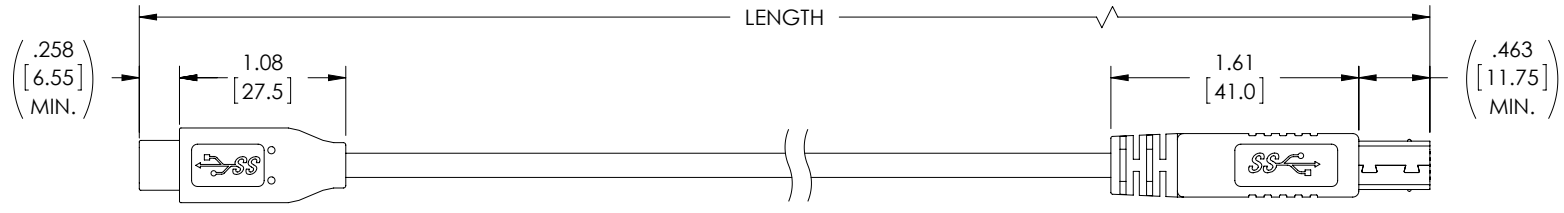
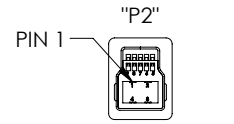
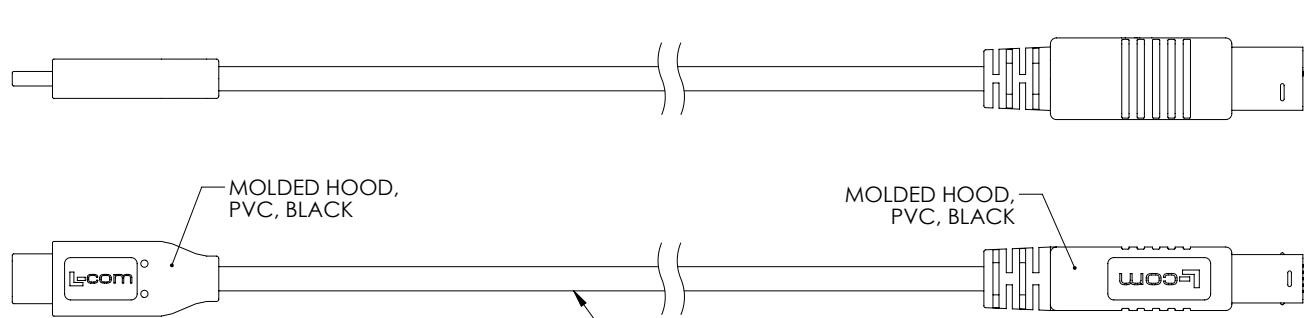


THE INFORMATION CONTAINED IN THIS DRAWING IS THE SOLE PROPERTY OF L-COM, INC. ANY REPRODUCTION IN PART OR WHOLE WITHOUT THE WRITTEN PERMISSION OF L-COM, INC. IS PROHIBITED.

REVISIONS			
REV	DESCRIPTION	DATE	APPROVED
A	INITIAL RELEASE	1/25/16	D.GRIFFIN
B	ECN 8306: UPDATE TO USB TYPE C VERSION 1.2, ADD CONNECTION LINE TO THE WIRE MAP	4/20/16	S.LI
C	ECN 8937: CHG PRODUCT DESCRIPTION FROM USB 3.1 TO USB 3.0	9/20/2017	R.CLARK



USB 3.0 PLUG SERIES "C" 30μ INCHES GOLD PLATING



USB 3.0 PLUG SERIES "B" 30μ INCHES GOLD PLATING

UL STYLE 2725,  
 (1) 32AWG STRANDED TINNED COPPER TWISTED PAIR  
 (2) 32AWG SHIELDED STRANDED TINNED COPPER TWISTED PAIR WITH DRAIN WIRE  
 (2) 26AWG STRANDED TINNED COPPER CONDUCTORS OVERALL ALUMINUM/POLYESTER SHIELD PLUS TINNED COPPER BRAID SHIELD  
 JACKET: PVC, BLACK (NOM DIA. .165" [4.2])

WIRE MAP					
"P1"	SIGNAL NAME	CONDUCTOR	"P2"	SIGNAL NAME	COLOR
A1,B1,A12,B12	GND	INDV.	4	GND	BLACK
A4,B4,A9,B9	VBUS	SHIELDED PAIR DRAIN 1, DRAIN 2	7	GND_DRAIN	N/A
A5	CC	INDV.	1	VBUS	RED
B5	VCONN				
A6	Dp1	UNSHIELDED PAIR	3	D+	GREEN
A7	Dn1		2	D-	WHITE
A2	SSTXp1	SHIELDED PAIR 1	9	StdA_SSRX+	YELLOW
A3	SSTXn1		8	StdA_SSRX-	BLUE
B11	SSRXp1	SHIELDED PAIR 2	6	StdA_SSTX+	ORANGE
B10	SSRXn1		5	StdA_SSTX-	PURPLE
SHELL	SHIELD	BRAID	SHELL	SHIELD	N/A

PART NUMBER	LENGTH METERS [FEET]
CAU31CB-03M	0.3 [.98]
CAU31CB-05M	0.5 [1.64]
CAU31CB-1M	1.0 [3.28]
CAU31CB-2M	2.0 [6.56]
CAU31CB-3M	3.0 [9.84]
CAU31CB-5M	5.0 [16.40]

- NOTES:**
- CABLE ASSEMBLY SHALL HAVE 360° SHIELD TERMINATION.
  - CABLE ASSEMBLY SHALL BE TESTED FOR CONTINUITY.
  - L-COM LOGO AND USB ICON MAY BE ON ANY SIDE OF THE OVERMOLD FOR USB SERIES "C" END.
  - CABLE ASSEMBLY SHALL BE INDIVIDUALLY PACKAGED IN ACCORDANCE WITH L-COM SPECIFICATION PS-0031.

**REGULATORY COMPLIANCE:**  
 CE2011/65/EU (RoHS DIRECTIVE)

UNLESS OTHERWISE SPECIFIED, DIMENSIONS ARE IN INCHES [mm] OVERALL CABLE LENGTH TOLERANCE: ≤12 [305] = +1 [25] / -0 >12 [305] ≤60 [1524] = +2 [51] / -0 >60 [1524] ≤120 [3048] = +4 [102] / -0 >120 [3048] ≤300 [7620] = +6 [152] / -0 >300 [7620] = +5% / -0%	APPROVALS	DATE		50 HIGH STREET NORTH ANDOVER, MA 01845		
	DRAWN BY D. CASTRO	4/23/15				
ALL OTHER DIMENSIONAL TOLERANCES: .X = ± .2 [5.08] .XX = ± .02 [5.1] .XXX = ± .005 [1.3]	CHECKED BY S. LI	1/15/16	CATEGORY <b>USB</b>	PRODUCT DESCRIPTION <b>CBL USB 3.0 TYPE C/B</b>		
	APPROVED BY S. LI	1/15/16				
PROJECTION	CONFIGURATION DETAILS OF UNDIMENSIONED FEATURES MAY VARY	COLOR VARIATIONS MAY OCCUR	SIZE <b>A</b>	FSCM NO. <b>43321</b>	DWG. NO. <b>CAU31CB</b>	REV. <b>C</b>
	SCALE: NONE	CAD FILE: CAU31CB.SLDDRW	SHEET 1 OF 1			