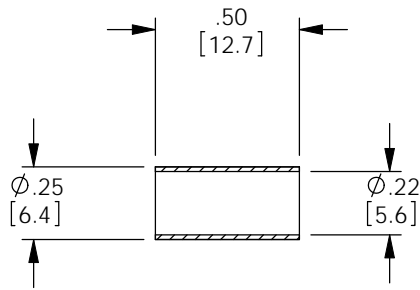
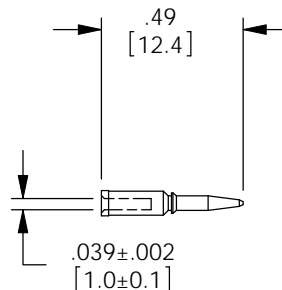


THE INFORMATION CONTAINED IN THIS DRAWING IS THE SOLE PROPERTY OF L-COM, INC. ANY REPRODUCTION IN PART OR WHOLE WITHOUT THE WRITTEN PERMISSION OF L-COM, INC. IS PROHIBITED.

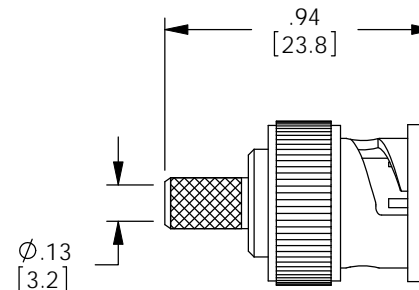
REVISIONS			
REV	DESCRIPTION	DATE	APPROVED
A	INITIAL RELEASE	3/20/09	D.GRIFFIN
B	ECN 4126: ADDED MATING/UNMATING TORQUES	7/14/09	D.FRISIELLO
C	ECN 4642: REVISED MATING TORQUE AND PACKAGING NOTE	3/25/10	D.FRISIELLO



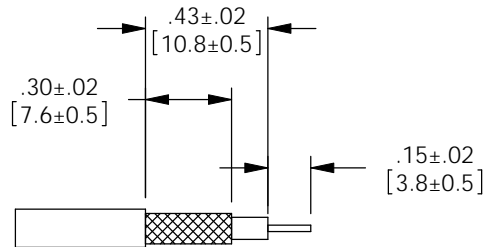
FERRULE



PIN



BODY



RECOMMENDED  
CABLE STRIPPING

NOTES:

IMPEDANCE: 50 OHM  
 APPLICATION: RG223/U  
 RECOMMENDED HEX CRIMP TOOL SIZE: .213 IN [5.41mm & .068 IN [1.72mm].  
 MATING TORQUE: .53 - 2.21 IN LBS [.06 - .25 Nm]

ALL DIMENSIONS ARE FOR REFERENCE ONLY.

COMPONENT ASSEMBLY SHALL BE INDIVIDUALLY PACKAGED IN ACCORDANCE WITH L-COM SPECIFICATION PS-0031.

RoHS Compliant ✓

UNLESS OTHERWISE SPECIFIED, DIMENSIONS ARE IN INCHES [mm]  DIMENSIONAL TOLERANCES: .X = ±.1 .XX = ±.01 .XXX = ±.005  ANGULAR TOLERANCES: ALL = ± 1°  PROJECTION 	APPROVALS	DATE		45 BEECHWOOD DRIVE NORTH ANDOVER, MA 01845	
	DRAWN BY D.FRISIELLO	3/18/09			
	CHECKED BY D.CASTRO	3/18/09	CATEGORY	COAXIAL	
	APPROVED BY D.DOLCE	3/18/09	PRODUCT DESCRIPTION	BNC, MALE, STRAIGHT, RG223/U	
	COLOR VARIATIONS MAY OCCUR	SIZE <b>A</b>	FSCM NO. <b>43321</b>	DWG. NO. <b>BAC547</b>	REV. <b>C</b>
		SCALE: NONE	CAD FILE: BAC547.SLDDRW		SHEET 1 OF 1