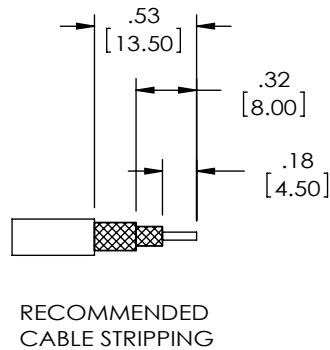
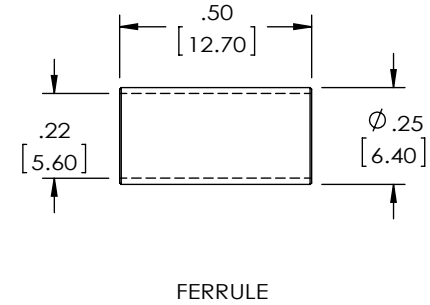
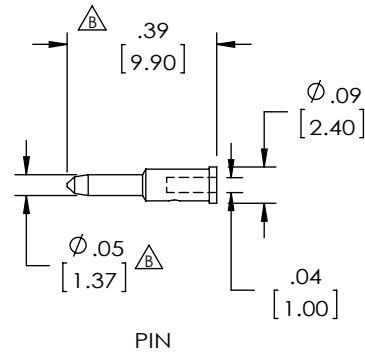
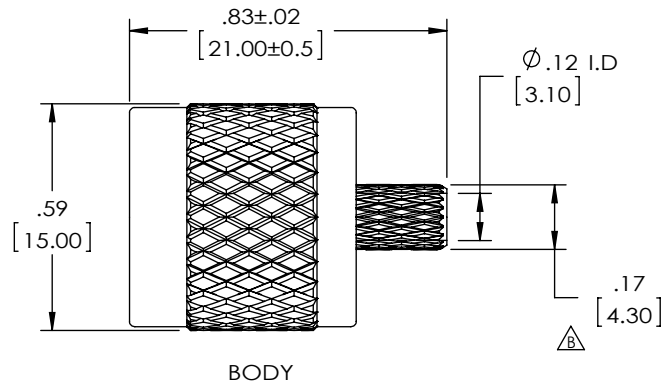


THE INFORMATION CONTAINED IN THIS DRAWING IS THE SOLE PROPERTY OF L-COM, INC.. ANY REPRODUCTION IN PART OR WHOLE WITHOUT THE WRITTEN PERMISSION OF L-COM, INC. IS PROHIBITED.

REVISIONS			
REV	DESCRIPTION	DATE	APPROVED
A	INITIAL RELEASE	3/30/09	D.GRIFFIN
B	ECN8961; REVISE AS PER NEW VENDOR SPEC, NEW DWG FORMAT	10/20/2017	B.ZHANG



NOTES:

IMPEDANCE: 50 OHM
APPLICATION: RG223/U
RECOMMENDED HEX CRIMP TOOL SIZE: .213 IN [5.41mm]

ALL DIMENSIONS ARE FOR REFERENCE ONLY.
COMPONENTS SHALL BE INDIVIDUALLY PACKAGED IN A POLY BAG.

REGULATORY COMPLIANCE:
CE2011/65/EU(RoHS DIRECTIVE)

UNLESS OTHERWISE SPECIFIED, DIMENSIONS ARE IN INCHES [mm] OVERALL CABLE LENGTH TOLERANCE: ≤12 [305] = +1 [25] / -0 >12 [305] ≤60 [1524] = +2 [51] / -0 >60 [1524] ≤120 [3048] = +4 [102] / -0 >120 [3048] ≤300 [7620] = +6 [152] / -0 >300 [7620] = +5% / -0% ALL OTHER DIMENSIONAL TOLERANCES: .X = ±.2 [5.08] .XX = ±.02 [51] .XXX = ±.005 [13] PROJECTION 	APPROVALS	DATE	 50 HIGH STREET NORTH ANDOVER, MA 01845			
	DRAWN BY D.FRISIELLO	3/27/09				
	CHECKED BY D.CASTRO	3/27/09	CATEGORY	COAXIAL		
	APPROVED BY D.DOLCE	3/27/09	PRODUCT DESCRIPTION			TNC STR MALE RG223
	CONFIGURATION DETAILS OF UNDIMENSIONED FEATURES MAY VARY		SIZE	FSCM NO.	DWG. NO.	REV.
	COLOR VARIATIONS MAY OCCUR		A	43321	BAC545	B
			SCALE: NONE		CAD FILE: BAC545.SLDDRW	SHEET 1 OF 1