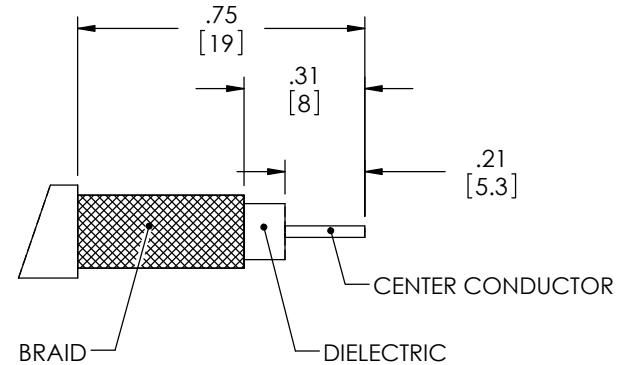
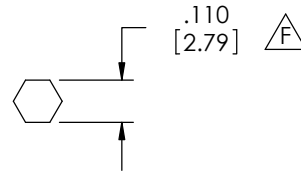
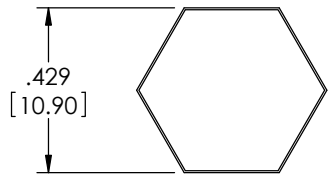
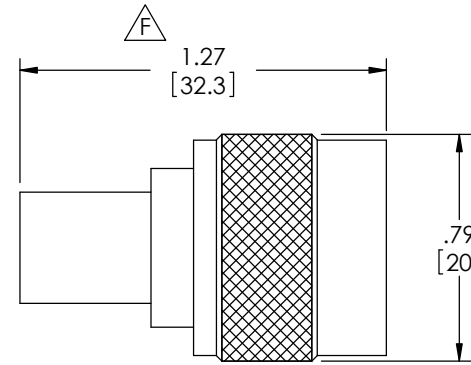
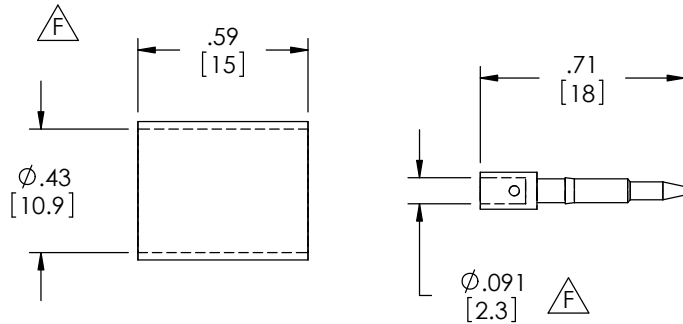


THE INFORMATION CONTAINED IN THIS DRAWING IS THE SOLE PROPERTY OF L-COM, INC. ANY REPRODUCTION IN PART OR WHOLE WITHOUT THE WRITTEN PERMISSION OF L-COM, INC. IS PROHIBITED.

REVISIONS			
REV	DESCRIPTION	DATE	APPROVED
E	ECN 4315: UPDATE DRAWING PER NEW SUPPLIER SPECS	10/13/09	D. CASTRO
F	ECN 7376: REVISED CBL STRIP DIMS AND DIMS PER NEW VENDOR SPEC	4/14/14	D.FRISIELLO



NOTES:

MATERIAL:
 BODY: BRASS
 FERRULE: BRASS
 PIN: BRASS
 INSULATOR: PTFE

FINISH:
 BODY: NICKEL PLATE
 FERRULE: NICKEL PLATE
 PIN: GOLD PLATE

ELECTRICAL:
 IMPEDANCE: 50 OHM

PACKAGING:
 COMPONENT SHALL BE INDIVIDUALLY PACKAGED IN ACCORDANCE WITH L-COM SPECIFICATION PS-0031.

APPLICATION:
 RG213 COAXIAL CABLE.

REGULATORY COMPLIANCE:
 CE2011/65/EU(RoHS DIRECTIVE)

RECOMMENDED
 FERRULE & PIN
 CRIMP SIZE

RECOMMENDED
 CABLE STRIPPING
 DIMENSIONS

UNLESS OTHERWISE SPECIFIED, DIMENSIONS ARE IN INCHES [mm] OVERALL CABLE LENGTH TOLERANCE: ≤12 [305] = +1 [25] / -0 >12 [305] ≤60 [1524] = +2 [51] / -0 >60 [1524] ≤120 [3048] = +4 [102] / -0 >120 [3048] ≤300 [7620] = +6 [152] / -0 >300 [7620] = +5% / -0% ALL OTHER DIMENSIONAL TOLERANCES: .X = ±.2 [5.08] .XX = ±.02 [51] .XXX = ±.005 [1.27]	APPROVALS DRAWN BY C.MCCORMICK	DATE 01/23/2004		45 BEECHWOOD DRIVE NORTH ANDOVER, MA 01845		
	CHECKED BY D.PARHAM APPROVED BY R.CARRICK	DATE 01/23/2004 01/23/2004		CATEGORY COAXIAL		
PROJECTION 	CONFIGURATION DETAILS OF UNDIMENSIONED FEATURES MAY VARY	PRODUCT DESCRIPTION TYPE "N" CRIMP PLUG	SIZE A	FSCM NO. 43321	DWG. NO. BAC506	REV. F
COLOR VARIATIONS MAY OCCUR	1AB04-019	SCALE: NONE	CAD FILE: BAC506.SLDDRW	SHEET 1 OF 1		