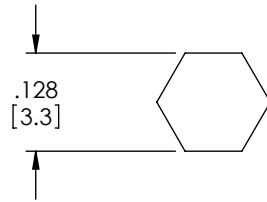
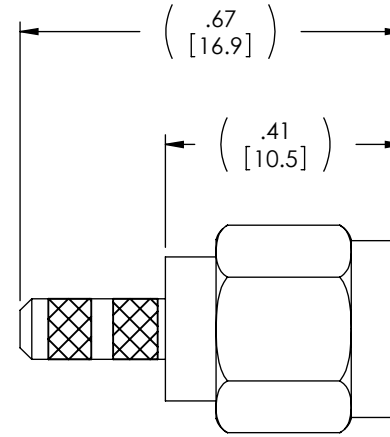
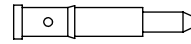


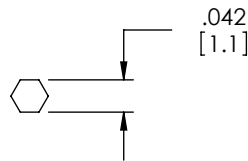
THE INFORMATION CONTAINED IN THIS DRAWING IS THE SOLE PROPERTY OF L-COM, INC. ANY REPRODUCTION IN PART OR WHOLE WITHOUT THE WRITTEN PERMISSION OF L-COM, INC. IS PROHIBITED.

REVISIONS			
REV	DESCRIPTION	DATE	APPROVED
G	ECN 3150: UPDATE DWG FORMAT	1/17/08	D.GRIFFIN
G	ECN 99999: MOVED DIMENSIONAL LINES TO I.D. OF FERRULE	11/14/08	D.FRISIELLO
H	ECN 5676: UPDATED TO MATCH NEW SUPPLIER SPECS.	8/22/11	D. CASTRO

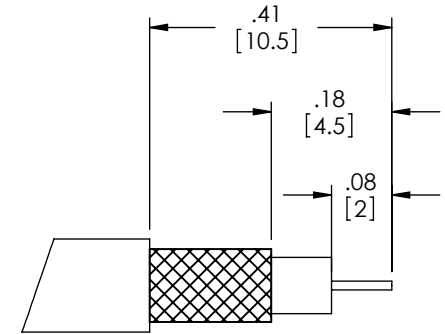
DESCRIPTION	MATERIAL	FINISH
BODY	BRASS	NICKEL
CENTER PIN	BRASS	GOLD
INSULATOR	PTFE	---
SNAP RING	BERYLLIUM COPPER	NICKEL
FERRULE	COPPER	NICKEL
GASKET	RUBBER	---



RECOMMENDED FERRULE CRIMP SIZE



RECOMMENDED PIN CRIMP SIZE



RECOMMENDED CABLE STRIPPING

NOTES:

ELECTRICAL:

IMPEDANCE: 50 OHMS
 WORKING VOLTAGE: 500V
 FREQUENCY RANGE: DC~6 GHz
 INSULATION RESISTANCE: 5000M OHMS
 CONTACT RESISTANCE:

CENTER CONTACT: ≤3.0m OHMS
 OUTER CONTACT: ≤2.0m OHMS
 DIELECTRIC WITH STD VOLTAGE: 1500 VOLTS rms

MISCELLANEOUS:

COMPONENT SHALL BE INDIVIDUALLY PACKAGED IN ACCORDANCE WITH L-COM SPEC. PS-0031.

ALL DIMENSIONS ARE FOR REFERENCE ONLY.

RoHS Compliant ✓

UNLESS OTHERWISE SPECIFIED, DIMENSIONS ARE IN INCHES [mm] OVERALL CABLE LENGTH TOLERANCE: ≤12 [305] = +1 [25] / -0 >12 [305] ≤60 [1524] = +2 [51] / -0 >60 [1524] ≤120 [3048] = +4 [102] / -0 >120 [3048] ≤300 [7620] = +6 [152] / -0 >300 [7620] = +3% / -0% ALL OTHER DIMENSIONAL TOLERANCES: .X = ±.2 .XX = ±.02 .XXX = ±.005	APPROVALS DRAWN BY MCCORMICK	DATE 10/04/2004	45 BEECHWOOD DRIVE NORTH ANDOVER, MA 01845
	CHECKED BY D.PARHAM APPROVED BY R.CARRICK	10/04/2004 10/04/2004	
PROJECTION 	CONFIGURATION DETAILS OF UNDIMENSIONED FEATURES MAY VARY	PRODUCT DESCRIPTION CONN SMA M RG174 CRIMP NICKEL	SIZE A
COLOR VARIATIONS MAY OCCUR	FSCM NO. 43321	DWG. NO. BAC03A	REV. H
SCALE: NONE		CAD FILE: BAC03A.SLDDRW	SHEET 1 OF 1