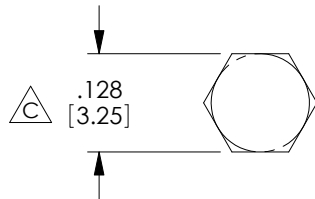
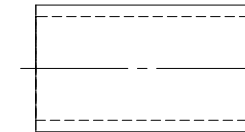
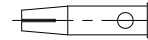
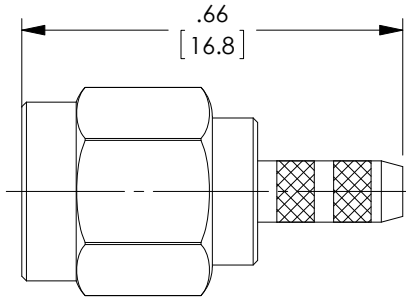
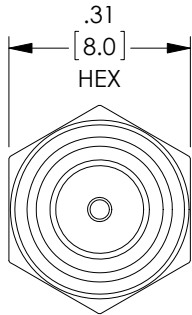


THE INFORMATION CONTAINED IN THIS DRAWING IS THE SOLE PROPERTY OF L-COM, INC. ANY REPRODUCTION IN PART OR WHOLE WITHOUT THE WRITTEN PERMISSION OF L-COM, INC. IS PROHIBITED.

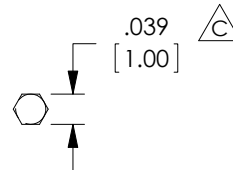
RoHS Compliant ✓

REVISIONS			
REV	DESCRIPTION	DATE	APPROVED
A	INITIAL RELEASE	08/03/07	K.BURGNER
B	ECN 5406: RE-MODELED AND RE-DIMENSIONED, NEW FORMAT	3/24/11	D.FRISIELLO
C	ECN 6473: REVISED FERRULE CRIMP SIZE. ADDED CENTER PIN CRIMP SIZE	10/18/12	D. DESJARDIN

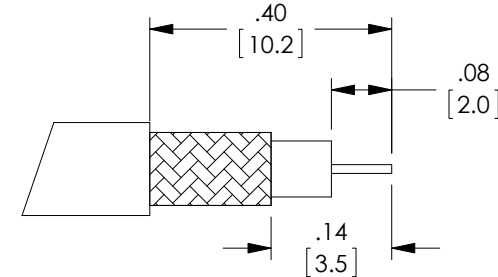
DESCRIPTION	MATERIAL	FINISH
BODY	BRASS	NICKEL
CONTACT	BRASS	GOLD
INSULATOR	PTFE	---
FERRULE	BRASS	NICKEL
GASKET	RUBBER	---
RETAINING RING	BRASS	NICKEL
SHELL	BRASS	NICKEL



RECOMMENDED
FERRULE CRIMP SIZE



RECOMMENDED
PIN CRIMP SIZE



RECOMMENDED
CABLE STRIPPING

NOTES:

ELECTRICAL:

IMPEDANCE: 50 OHMS
DIELECTRIC WITHSTAND VOLTAGE: 1000 VOLTS RMS
VOLTAGE RATING: 500 VOLTS PEAK
FREQUENCY RANGE: DC ~ 6 GHz
CABLE RETENTION: > 45 POUNDS

MISCELLANEOUS:

COMPONENTS SHALL BE INDIVIDUALLY PACKAGED IN ACCORDANCE WITH L-COM SPECIFICATION PS-0031.

ALL DIMENSIONS ARE FOR REFERENCE ONLY.

APPLICATION: WBC/LMR-100, RG316/174/188 CABLE

UNLESS OTHERWISE SPECIFIED, DIMENSIONS ARE IN INCHES [mm] OVERALL CABLE LENGTH TOLERANCE: ≤12 [305] = +1 [25] / -0 >12 [305] ≤60 [1524] = +2 [51] / -0 >60 [1524] ≤120 [3048] = +4 [102] / -0 >120 [3048] ≤300 [7620] = +6 [152] / -0 >300 [7620] = +5% / -0% ALL OTHER DIMENSIONAL TOLERANCES: .X = ± .2 .XX = ± .02 .XXX = ± .005 PROJECTION 	APPROVALS	DATE	 45 BEECHWOOD DRIVE NORTH ANDOVER, MA 01845	
	DRAWN BY K.BURGNER	08/03/07		
	CHECKED BY P.PESA	08/03/07	CATEGORY COAXIAL	
	APPROVED BY P.PESA	08/03/07	PRODUCT DESCRIPTION CON,RP-SMA PLUG CRIMP LMR100	
COLOR VARIATIONS MAY OCCUR		SIZE A	FSCM NO. 43321	DWG. NO. ARSP-1100
1AB01-034		SCALE: NONE	CAD FILE: ARSP-1100.SLDDRW	REV. C
		SHEET 1 OF 1		